

Local Employment Dynamics *OnTheMap*

Worker Inflow/Outflow Report

City of Paterson




NEW JERSEY STATE DATA CENTER

NJSDC

in partnership with

United States
Census
Bureau

Note: Overlay arrows do not indicate directionality of worker flow between home and employment locations.

-  **Employed and Live in Selection Area**
-  **Employed in Selection Area, Live Outside**
-  **Live in Selection Area, Employed Outside**



Inflow/Outflow Job Counts in 2023

Primary Jobs


Paterson




Count

Share

Living in the Selection Area	58,685	100.00%
Living and Employed in the Selection Area	10,365	17.66%
Living in the Selection Area but Employed Outside	48,320	82.34%
Employed in the Selection Area	38,879	100.00%
Employed and Living in the Selection Area	10,365	26.66%
Employed in the Selection Area but Living Outside	28,514	73.34%
Net Job Inflow (+) or Outflow (-)	-19,806	-

Inflow/Outflow Job Counts in 2023 All Workers



-  28,514 - Employed in Selection Area, Live Outside
-  48,320 - Live in Selection Area, Employed Outside
-  10,365 - Employed and Live in Selection Area

Source: US Census Bureau Local Employment Dynamics